

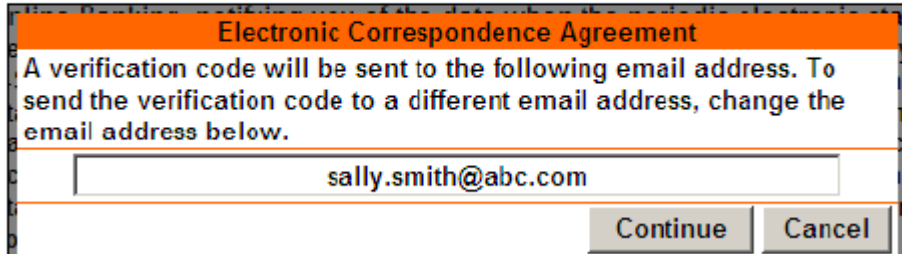
Cass County Bank EStatement Enrollment Procedures

You must be enrolled in Cass County Bank's Internet Banking to receive eStatements.


Sign into Internet Banking and go to Services>Sign Up For EStatements.

The first screen you will see is the Electronic Delivery of Documents Agreement.

Once user marks the box indicating that they have read the agreement an I Agree button will appear. Once they click on this button they will be taken to a screen to verify their email address, or type in a different address to send the verification code to.



An email will be sent to the address entered in the above screen. It will contain the verification code needed to continue the request for eStatement setup.

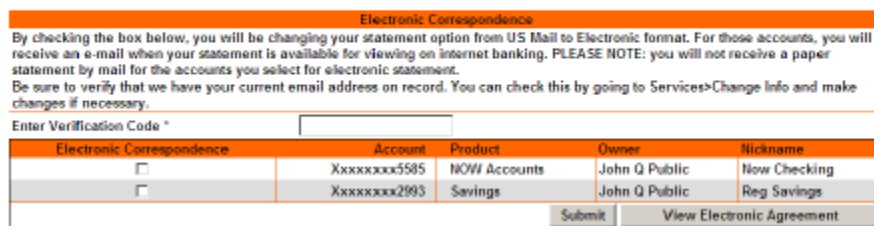


In order to proceed with receiving Electronic Correspondence we must first verify that you have received this email message. Please enter the following code in the Verification Code field to complete this process.

Verification Code: CC66A02A

You will enter the verification and then mark the box in front of the account(s) you want to setup and click Submit.

You have Agreed to the Terms & Conditions of Electronic Correspondence. A Verification Code is Being Sent to Your Email Address. You Will Need This Information Prior to Completing the Electronic Correspondence Process.



Electronic Correspondence	Account	Product	Owner	Nickname
<input type="checkbox"/>	XXXXXXXX5585	NOW Accounts	John Q Public	Now Checking
<input type="checkbox"/>	XXXXXXXX2993	Savings	John Q Public	Reg Savings

When the statement is produced, a Notice email will be sent to you, via the email address we have on file, similar to the one below informing you when you that you will be able to view your statement on the following business day.

From: casscountybank@windstream.net
Sent: Thursday, July 31, 2014 7:43 PM
To:
Subject: Cass County Bank Your eStatement will be ready to view on the following business day.

Your eStatement for Account XXXXXXXX0280 will be ready to view on the following business day.

To view your eStatement log into Online Banking > Accounts > eStatements.